

Many woodlot owners want or need to be more active in promoting good growth of trees, reducing crowding of stems, and collecting logs or firewood from their property. On many properties, there are too few acres or too few trees to attract a

commercial-scale operation. In other cases, the owner just wants to be more closely involved in the selection, felling and moving of the wood. Before you undertake these tasks, you need special skills to remain safe and to ensure you are able to accomplish your goals.



Cornell University Cooperative Extension's ForestConnect program works with maple producers and woodland owners to help them learn the basic principles of small scale woodlot harvesting and management. Partners include the NY Forest Owners Association and NYS Maple Producers Association.

**For more program details,  
contact Peter Smallidge,  
NYS Extension Forester at  
607-592-3640, email  
pjs23@cornell.edu  
or visit  
www.ForestConnect.info**

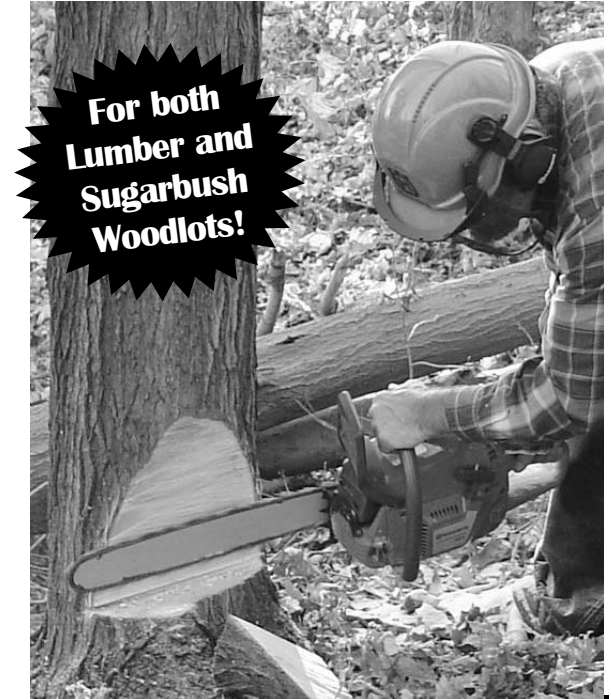
Cornell University Cooperative Extension provides equal program and employment opportunities.  
Please contact our office if you have any special needs.



**Cornell University  
Cooperative Extension  
Orange County**

Community Campus, 18 Seward Avenue, Suite 300  
Middletown, NY 10940-1919


# Small Scale Woodlot Management



**For both  
Lumber and  
Sugarbush  
Woodlots!**

**Tree Assessment and  
Low Impact Harvesting**

**Saturday, October 6, 2012  
1:00 - 5:00 PM  
Slate Hill, NY**



**Cornell University  
Cooperative Extension  
Orange County**

845-344-1234

[www.cce.cornell.edu/orange](http://www.cce.cornell.edu/orange)

## Small Scale Woodlot Mgt.

\$15 per person  
Saturday, October 6, 2012, 1:00 - 5:00 PM

Name \_\_\_\_\_

Mailing Address \_\_\_\_\_

City \_\_\_\_\_

County \_\_\_\_\_

State \_\_\_\_\_

Zip \_\_\_\_\_

Daytime Phone Number \_\_\_\_\_

E-mail \_\_\_\_\_

**Yes / NO (Please circle one)** Cornell Cooperative Extension is granted permission to use and/or publish my photograph or image (including audio, film, digital image or any other media) for educational programs, websites or promotion of Extension programs.

### Return form and fee to:

Cornell Cooperative Extension Orange County  
18 Seward Ave., Suite 300, Middletown, NY 10940-1919  
Attn: Woodlot Mgt.

### Please indicate the number attending:

\_\_\_\_\_ will attend at \$15/person

Enclosed is a check for \$ \_\_\_\_\_


Make checks payable to: Cornell Coop. Extension OC

Charge my \_\_\_ MasterCard \_\_\_ Visa \_\_\_\_\_  
Exp. Date (mo./yr.) \_\_\_\_\_

Credit Card Number \_\_\_\_\_

Signature \_\_\_\_\_

# Small Scale Woodlot Management



**For both  
Lumber and  
Sugarbush  
Woodlots!**

There are a surprising number of people in our area who own a sizable amount of wooded property and come to discover this land needs care and attention, as any other real estate would. Understanding your particular woodlot, discerning what kind of care it needs and the marketing opportunities it presents is all part of the science of **silviculture**.

The course is designed for novice to intermediate woodland owners and anyone interested in learning about and discussing sustainable woodland practices.

**You should dress for the weather and be prepared for walking on moderately rough ground. You should also bring a hard hat, clipboard, and pencil.**

Cost is \$15 per person; Pre-registration and payment is required by Sept. 28, 2012. Registration is limited to the first 30 people.

A Workshop Addressing Issues of  
Owners of Wooded Acreage  
**Tree Assessment and Low Impact Harvesting**

**Saturday, Oct. 6, 2012, 1-5 PM, Slate Hill, NY**



**Join NYS  
Extension Forester  
Peter Smallidge on a  
woodlot site in Slate Hill,  
for an on-site workshop  
designed specifically for  
owners of wooded land  
of 1 or more acres.**

## We will focus on safety, silviculture, and technique

- ✓ How to inspect equipment and tools for wear
- ✓ Utilizing safe practices in woodlot management
- ✓ Understanding basic silvicultural principles
- ✓ Make appropriate tree selection for choices such as sugaring and lumber
- ✓ Observe directional felling using a felling plan and the use of an ATV and arch for moving saw logs and firewood
- ✓ Protective gear necessary for safe chainsaw operation

**To register and for directions call 845-344-1234 or email [cah94@cornell.edu](mailto:cah94@cornell.edu)**